





































PRICE LIST - COPPER BASINS










	<p>Product Code: ANS-COB0092 Description: copper basin Size (mm): 400 x 400 x 150 Thickness (mm): 1.5 (16 guage) Gross weight (kg): 2.3 - 2.5</p>
	<p>Product Code: ANS-COB0093 Description: copper basin Size (mm): 430 x 430 x 150 Thickness (mm): 1.5 (16 guage) Gross weight (kg): 2.3 - 2.5</p>
	<p>Product Code: ANS-COB0094 Description: copper basin Size (mm): 400 x 400 x 150 Thickness (mm): 1.5 (16 guage) Gross weight (kg): 2.3 - 2.5</p>
	<p>Product Code: ANS-COB0095 Description: copper basin Size (mm): 430 x 430 x 150 Thickness (mm): 1.5 (16 guage) Gross weight (kg): 2.3 - 2.5</p>
	<p>Product Code: ANS-COB0096 Description: copper basin Size (mm): 400 x 400 x 150 Thickness (mm): 1.5 (16 guage) Gross weight (kg): 2.3 - 2.5</p>
	<p>Product Code: ANS-COB0097 Description: copper basin Size (mm): 400 x 400 x 150 Thickness (mm): 1.5 (16 guage) Gross weight (kg): 2.3 - 2.5</p>
	<p>Product Code: ANS-COB0098 Description: copper basin Size (mm): 400 x 400 x 150 Thickness (mm): 1.5 (16 guage) Gross weight (kg): 2.3 - 2.5</p>
	<p>Product Code: ANS-COB0099 Description: copper basin Size (mm): 400 x 400 x 150 Thickness (mm): 1.5 (16 guage) Gross weight (kg): 2.3 - 2.5</p>
	<p>Product Code: ANS-COB0100 Description: copper basin Size (mm): 400 x 400 x 150 Thickness (mm): 1.5 (16 guage) Gross weight (kg): 2.3 - 2.5</p>

	<p>Product Code: ANS-COB0101 Description: copper basin Size (mm): 400 x 400 x 150 Thickness (mm): 1.5 (16 guage) Gross weight (kg): 2.3 - 2.5</p>
	<p>Product Code: ANS-COB0102 Description: copper basin Size (mm): 400 x 400 x 150 Thickness (mm): 1.5 (16 guage) Gross weight (kg): 2.3 - 2.5</p>
	<p>Product Code: ANS-COB0103 Description: copper basin Size (mm): 430 x 430 x 150 Thickness (mm): 1.5 (16 guage) Gross weight (kg): 2.3 - 2.5</p>
	<p>Product Code: ANS-COB0104 Description: copper basin Size (mm): 430 x 430 x 150 Thickness (mm): 1.5 (16 guage) Gross weight (kg): 2.3 - 2.5</p>
	<p>Product Code: ANS-COB0105 Description: copper basin Size (mm): 430 x 350 x 150 Thickness (mm): 1.5 (16 guage) Gross weight (kg): 2.3 - 2.5</p>
	<p>Product Code: ANS-COB0106 Description: copper basin Size (mm): 400 x 400 x 150 Thickness (mm): 1.5 (16 guage) Gross weight (kg): 2.3 - 2.5</p>
	<p>Product Code: ANS-COB0107 Description: copper basin Size (mm): 430 x 430 x 150 Thickness (mm): 1.5 (16 guage) Gross weight (kg): 2.3 - 2.5</p>
	<p>Product Code: ANS-COB0108 Description: copper basin Size (mm): 430 x 430 x 150 Thickness (mm): 1.5 (16 guage) Gross weight (kg): 2.3 - 2.5</p>
	<p>Product Code: ANS-COB0109 Description: copper basin Size (mm): 400 x 400 x 150 Thickness (mm): 1.5 (16 guage) Gross weight (kg): 2.3 - 2.5</p>





	<p>Product Code: ANS-COB0110 Description: copper basin Size (mm): 400 x 400 x 150 Thickness (mm): 1.5 (16 guage) Gross weight (kg): 2.3 - 2.5</p>
	<p>Product Code: ANS-COB0111 Description: copper basin Size (mm): 430 x 430 x 150 Thickness (mm): 1.5 (16 guage) Gross weight (kg): 2.3 - 2.5</p>
	<p>Product Code: ANS-COB0112 Description: copper basin Size (mm): 430 x 350 x 150 Thickness (mm): 1.5 (16 guage) Gross weight (kg): 2.3 - 2.5</p>
	<p>Product Code: ANS-COB0113 Description: copper basin Size (mm): 430 x 430 x 150 Thickness (mm): 1.5 (16 guage) Gross weight (kg): 2.3 - 2.5</p>
	<p>Product Code: ANS-COB0114 Description: copper basin Size (mm): 400 x 400 x 120 Thickness (mm): 1.5 (16 guage) Gross weight (kg): 2.3 - 2.5</p>
	<p>Product Code: ANS-COB0115 Description: copper basin Size (mm): 430 x 350 x 150 Thickness (mm): 1.5 (16 guage) Gross weight (kg): 2.3 - 2.5</p>
	<p>Product Code: ANS-COB0116 Description: copper basin Size (mm): 400 x 400 x 150 Thickness (mm): 1.5 (16 guage) Gross weight (kg): 2.3 - 2.5</p>
	<p>Product Code: ANS-COB0117 Description: copper basin Size (mm): 410 x 410 x 20 Thickness (mm): 1.5 (16 guage) Gross weight (kg): 2.3 - 2.5</p>
	<p>Product Code: ANS-COB0118 Description: copper basin Size (mm): 400 x 400 x 150 Thickness (mm): 1.5 (16 guage) Gross weight (kg): 2.3 - 2.5</p>

	<p>Product Code: ANS-COB0119 Description: copper basin Size (mm): 1060 x 560 x 240 Thickness (mm): 1.5 (16 guage) Gross weight (kg): 2.3 - 2.5</p>
	<p>Product Code: ANS-COB0120 Description: copper basin Size (mm): 1060 x 560 x 240 Thickness (mm): 1.5 (16 guage) Gross weight (kg): 2.3 - 2.5</p>
	<p>Product Code: ANS-COB0121 Description: copper basin Size (mm): 1060 x 560 x 240 Thickness (mm): 1.5 (16 guage) Gross weight (kg): 2.3 - 2.5</p>
	<p>Product Code: ANS-COB0122 Description: copper basin Size (mm): 1060 x 560 x 240 Thickness (mm): 1.5 (16 guage) Gross weight (kg): 2.3 - 2.5</p>
	<p>Product Code: ANS-COB0123 Description: copper basin Size (mm): 880 x 560 x 220 Thickness (mm): 1.5 (16 guage) Gross weight (kg): 2.3 - 2.5</p>
	<p>Product Code: ANS-COB0124 Description: copper basin Size (mm): 880 x 560 x 220 Thickness (mm): 1.5 (16 guage) Gross weight (kg): 2.3 - 2.5</p>
	<p>Product Code: ANS-COB0125 Description: copper basin Size (mm): 880 x 560 x 220 Thickness (mm): 1.5 (16 guage) Gross weight (kg): 2.3 - 2.5</p>
	<p>Product Code: ANS-COB0126 Description: copper basin Size (mm): 880 x 560 x 220 Thickness (mm): 1.5 (16 guage) Gross weight (kg): 2.3 - 2.5</p>
	<p>Product Code: ANS-COB0127 Description: copper basin Size (mm): 840 x 560 x 240 Thickness (mm): 1.5 (16 guage) Gross weight (kg): 2.3 - 2.5</p>

	<p>Product Code: ANS-COB0128 Description: copper basin Size (mm): 880 x 560 x 220 Thickness (mm): 1.5 (16 guage) Gross weight (kg): 2.3 - 2.5</p>
	<p>Product Code: ANS-COB0129 Description: copper basin Size (mm): 880 x 560 x 220 Thickness (mm): 1.5 (16 guage) Gross weight (kg): 2.3 - 2.5</p>
	<p>Product Code: ANS-COB0130 Description: copper basin Size (mm): 880 x 560 x 220 Thickness (mm): 1.5 (16 guage) Gross weight (kg): 2.3 - 2.5</p>
	<p>Product Code: ANS-COB0131 Description: copper basin Size (mm): 880 x 560 x 220 Thickness (mm): 1.5 (16 guage) Gross weight (kg): 2.3 - 2.5</p>
	<p>Product Code: ANS-COB0132 Description: copper basin Size (mm): 880 x 560 x 220 Thickness (mm): 1.5 (16 guage) Gross weight (kg): 2.3 - 2.5</p>
	<p>Product Code: ANS-COB0133 Description: copper basin Size (mm): 880 x 560 x 220 Thickness (mm): 1.5 (16 guage) Gross weight (kg): 2.3 - 2.5</p>
	<p>Product Code: ANS-COB0134 Description: copper basin Size (mm): 840 x 560 x 240 Thickness (mm): 1.5 (16 guage) Gross weight (kg): 2.3 - 2.5</p>
	<p>Product Code: ANS-COB0135 Description: copper basin Size (mm): 840 x 560 x 240 Thickness (mm): 1.5 (16 guage) Gross weight (kg): 2.3 - 2.5</p>
	<p>Product Code: ANS-COB0136 Description: copper basin Size (mm): 840 x 560 x 240 Thickness (mm): 1.5 (16 guage) Gross weight (kg): 2.3 - 2.5</p>

	<p>Product Code: ANS-COB0137 Description: copper basin Size (mm): 840 x 560 x 240 Thickness (mm): 1.5 (16 guage) Gross weight (kg): 2.3 - 2.5</p>
	<p>Product Code: ANS-COB0138 Description: copper basin Size (mm): 840 x 560 x 240 Thickness (mm): 1.5 (16 guage) Gross weight (kg): 2.3 - 2.5</p>
	<p>Product Code: ANS-COB0139 Description: copper basin Size (mm): 840 x 560 x 240 Thickness (mm): 1.5 (16 guage) Gross weight (kg): 2.3 - 2.5</p>
	<p>Product Code: ANS-COB0140 Description: copper basin Size (mm): 840 x 560 x 240 Thickness (mm): 1.5 (16 guage) Gross weight (kg): 2.3 - 2.5</p>
	<p>Product Code: ANS-COB0141 Description: copper basin Size (mm): 840 x 560 x 240 Thickness (mm): 1.5 (16 guage) Gross weight (kg): 2.3 - 2.5</p>
	<p>Product Code: ANS-COB0142 Description: copper basin Size (mm): 840 x 560 x 240 Thickness (mm): 1.5 (16 guage) Gross weight (kg): 2.3 - 2.5</p>
	<p>Product Code: ANS-COB0143 Description: copper basin Size (mm): 840 x 560 x 240 Thickness (mm): 1.5 (16 guage) Gross weight (kg): 2.3 - 2.5</p>
	<p>Product Code: ANS-COB0144 Description: copper basin Size (mm): 840 x 560 x 240 Thickness (mm): 1.5 (16 guage) Gross weight (kg): 2.3 - 2.5</p>
	<p>Product Code: ANS-COB0145 Description: copper basin Size (mm): 840 x 560 x 240 Thickness (mm): 1.5 (16 guage) Gross weight (kg): 2.3 - 2.5</p>

	<p>Product Code: ANS-COB0146 Description: copper basin Size (mm): 840 x 560 x 240 Thickness (mm): 1.5 (16 guage) Gross weight (kg): 2.3 - 2.5</p>
	<p>Product Code: ANS-COB0147 Description: copper basin Size (mm): 840 x 560 x 240 Thickness (mm): 1.5 (16 guage) Gross weight (kg): 2.3 - 2.5</p>
	<p>Product Code: ANS-COB0148 Description: copper basin Size (mm): 840 x 560 x 240 Thickness (mm): 1.5 (16 guage) Gross weight (kg): 2.3 - 2.5</p>
	<p>Product Code: ANS-COB0149 Description: copper basin Size (mm): 880 x 560 x 220 Thickness (mm): 1.5 (16 guage) Gross weight (kg): 2.3 - 2.5</p>
	<p>Product Code: ANS-COB0150 Description: copper basin Size (mm): 840 x 560 x 240 Thickness (mm): 1.5 (16 guage) Gross weight (kg): 2.3 - 2.5</p>
	<p>Product Code: ANS-COB0151 Description: copper basin Size (mm): 840 x 560 x 240 Thickness (mm): 1.5 (16 guage) Gross weight (kg): 2.3 - 2.5</p>
	<p>Product Code: ANS-COB0152 Description: copper basin Size (mm): 840 x 560 x 240 Thickness (mm): 1.5 (16 guage) Gross weight (kg): 2.3 - 2.5</p>
	<p>Product Code: ANS-COB0153 Description: copper basin Size (mm): 840 x 560 x 240 Thickness (mm): 1.5 (16 guage) Gross weight (kg): 2.3 - 2.5</p>
	<p>Product Code: ANS-COB0154 Description: copper basin Size (mm): 840 x 560 x 240 Thickness (mm): 1.5 (16 guage) Gross weight (kg): 2.3 - 2.5</p>

	<p>Product Code: ANS-COB0155 Description: copper basin Size (mm): 840 x 560 x 240 Thickness (mm): 1.5 (16 guage) Gross weight (kg): 2.3 - 2.5</p>
	<p>Product Code: ANS-COB0156 Description: copper basin Size (mm): 880 x 560 x 220 Thickness (mm): 1.5 (16 guage) Gross weight (kg): 2.3 - 2.5</p>
	<p>Product Code: ANS-COB0157 Description: copper basin Size (mm): 660 x 610 x 230 Thickness (mm): 1.5 (16 guage) Gross weight (kg): 2.3 - 2.5</p>
	<p>Product Code: ANS-COB0158 Description: copper basin Size (mm): 890 x 620 x 230 Thickness (mm): 1.5 (16 guage) Gross weight (kg): 2.3 - 2.5</p>